



LAMBERTSON INDUSTRIES

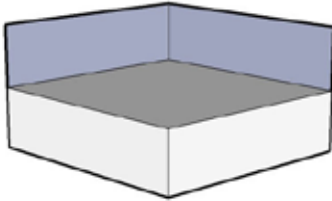
HIGH-QUALITY STAINLESS STEEL

ZERO GRAVITY™

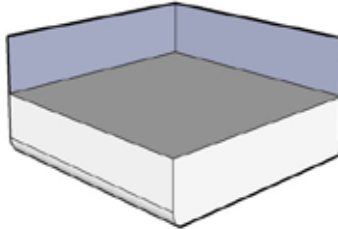
COMMERCIAL SHELVING SCHEMATICS

CORNER SHELVING — SINGLE FLANGE

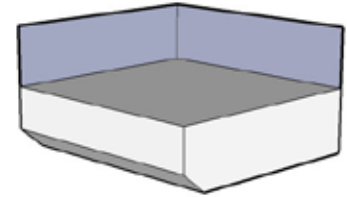
SQAURE EDGE



RADIUS EDGE



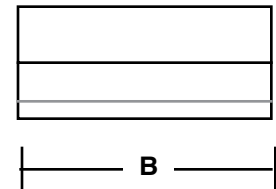
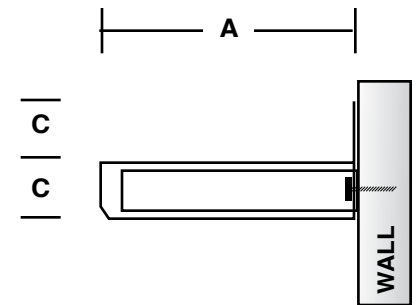
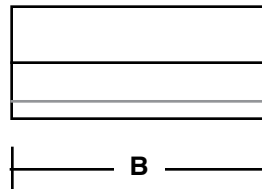
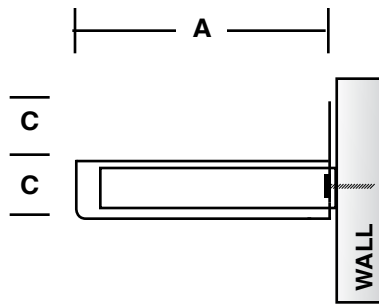
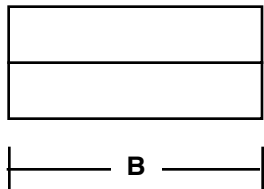
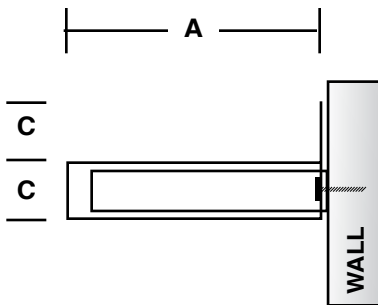
45° ANGLE EDGE



ZG-SQUARE CORNER SHELF 1 FLANGE			
MODEL #	A	B	C
K1CS-ZGWS-6	6"	6"	2"
K1CS-ZGWS-8	8"	8"	2"
K1CS-ZGWS-10	10"	10"	2"
K1CS-ZGWS-12	12"	12"	2"
K1CS-ZGWS-14	14"	14"	2"
K1CS-ZGWS-16	16"	16"	2"

ZG-RADIUS CORNER SHELF 1 FLANGE			
MODEL #	A	B	C
K1CR1-ZGWS-6	6"	6"	2"
K1CR1-ZGWS-8	8"	8"	2"
K1CR1-ZGWS-10	10"	10"	2"
K1CR1-ZGWS-12	12"	12"	2"
K1CR1-ZGWS-14	14"	14"	2"
K1CR1-ZGWS-16	16"	16"	2"

ZG-ANGLE CORNER SHELF 1 FLANGE			
MODEL #	A	B	C
K1CA1-ZGWS-6	6"	6"	2"
K1CA1-ZGWS-8	8"	8"	2"
K1CA1-ZGWS-10	10"	10"	2"
K1CA1-ZGWS-12	12"	12"	2"
K1CA1-ZGWS-14	14"	14"	2"
K1CA1-ZGWS-16	16"	16"	2"



TYP 304 STAINLESS STEEL - ALL WELDED CONSTRUCTION - INCLUDES TRUBRACE™ MOUNTING BRACKET

LAMBERTSON INDUSTRIES • 1335 ALEXANDRIA COURT • SPARKS, NV 89434

PHONE: 775-857-1100 • FAX: 775-857-3289 • TOLL-FREE: 800-548-3324

