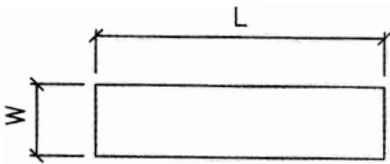
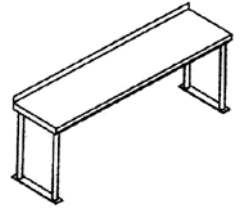
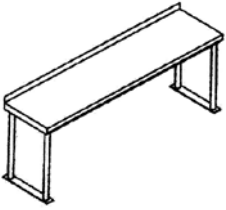




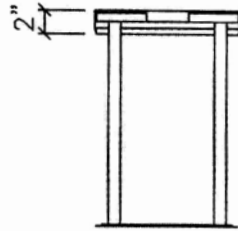
LAMBERTSON INDUSTRIES

HIGH - QUALITY STAINLESS STEEL

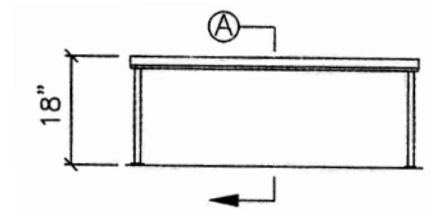
POT RACKS SCHEMATICS TABLE MOUNTED OVERSHELF LTS-1 / SINGLE SHELF



PLAN VIEW



SECTION VIEW



ELEVATION VIEW

MODEL	L	W	WEIGHT	MODEL	L	W	WEIGHT	MODEL	L	W	WEIGHT
LTS-1-10	48"	10"	16 LBS.	LTS-1-10	60"	10"	20 LBS.	LTS-1-10	72"	10"	24 LBS.
LTS-1-12		12"		LTS-1-12		12"		LTS-1-12		12"	
LTS-1-14		14"		LTS-1-14		14"		LTS-1-14		14"	
LTS-1-16		16"		LTS-1-16		16"		LTS-1-16		16"	

NOTES

- ▶ SHELF — 16 GAUGE TYPE 304 STAINLESS STEEL WITH 2" TURN DOWN ON ALL SIDES. SHELF IS REINFORCED WITH STAINLESS STEEL "HAT" CHANNELS.
- ▶ LEGS — 1" O.D. STAINLESS STEEL TUBING WELDED TO REINFORCING CHANNELS. MOUNTING PADS (AVAILABLE AS AN OPTION), WHEN SPECIFIED, HEAVY GAUGE TYPE 304 STAINLESS STEEL MOUNTING PADS WELDED TO LEGS AND PRE-PUNCHED FOR ANCHORAGE TO THE TABLE MOUNTING HARDWARE SUPPLIED BY OTHER).

LAMBERTSON INDUSTRIES • 1335 ALEXANDRIA COURT • SPARKS, NV 89434

PHONE: 775-857-1100 • FAX: 775-857-3289 • TOLL-FREE: 800-548-3324

