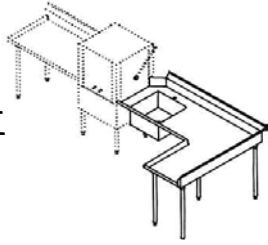




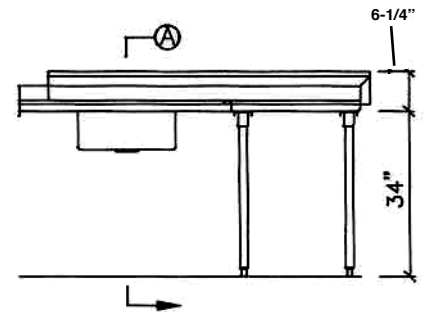
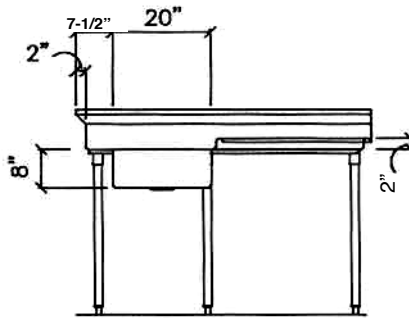
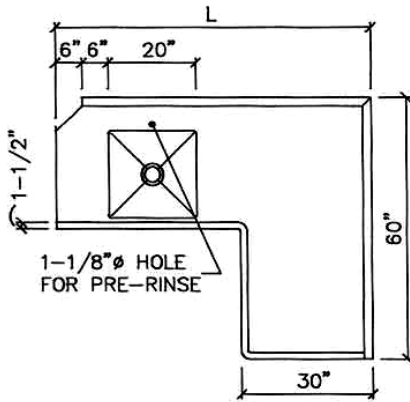
LAMBERTSON INDUSTRIES

HIGH-QUALITY STAINLESS STEEL

DISHTABLE SCHEMATICS



RIGHT TO LEFT SOILED DISHTABLES • CORNER



MODEL	LENGTH	WEIGHT
CDTS-6-RL	72"	180 LBS.
CDTS-7-RL	84"	190 LBS.
CDTS-8-RL	96"	200 LBS.

NOTES

- ▶ FLAT TABLE SURFACE TOP — 16 GAUGE TYPE 304 STAINLESS STEEL WITH INTEGRALLY FORMED BACKSPLASH AT TWO SIDES AND SANITARY ROLL ON THREE SIDES.
- ▶ OPENING FOR DISHMACHINE (CUSTOMER TO SPECIFY MAKE AND MODEL NUMBER).
- ▶ PRE-RINSE SINK — 16 GAUGE TYPE 304 STAINLESS STEEL ALL WELDED CONSTRUCTION. ALL VERTICAL AND HORIZONTAL CORNERS WITH 5/8" COVE RADIUS. BOTTOM OF TUB IS PITCHED TOWARD 3-1/2" DIE STAMPED CENTER DRAIN OPENING. TUB IS INTEGRALLY WELDED TO TOP.
- ▶ LEGS — 1-5/8" O.D. 16 GAUGE GALVANIZED TUBING WITH STAINLESS STEEL LEG GUSSETS AND ADJUSTABLE SANITARY BULLET TYPE FEET.

LAMBERTSON INDUSTRIES • 1335 ALEXANDRIA COURT • SPARKS, NV 89434

PHONE: 775-857-1100 • FAX: 775-857-3289 • TOLL-FREE: 800-548-3324

